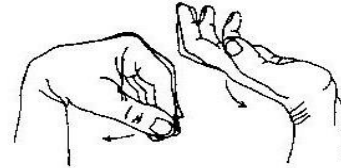


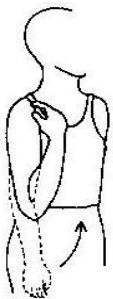
Lateral Epicondylitis (Tennis Elbow) Rehabilitation Exercises

You may do stretching exercises 1 through 3 right away. You may do strengthening exercises 4 through 6 when stretching is nearly painless.

1. **Wrist range of motion:** Bend your wrist forward and backward as far as you can. Repeat 10 times. Do 3 sets.
2. **Forearm range of motion:** With your elbow at your side and bent 90 degrees, bring your palm facing up and hold for 5 seconds then slowly turn your palm facing down and hold for 5 seconds. Repeat 10 times. Do 3 sets. Make sure you keep your elbow bent at 90 degrees throughout this exercise.

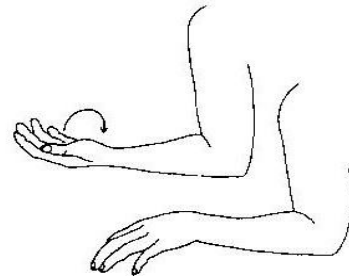


Wrist range of motion



Elbow range of motion

3. **Elbow range of motion:** Gently bring your palm up toward your shoulder and bend your elbow as far as you can. Then straighten your elbow out as far as you can. Repeat 10 times. Do 3 sets.



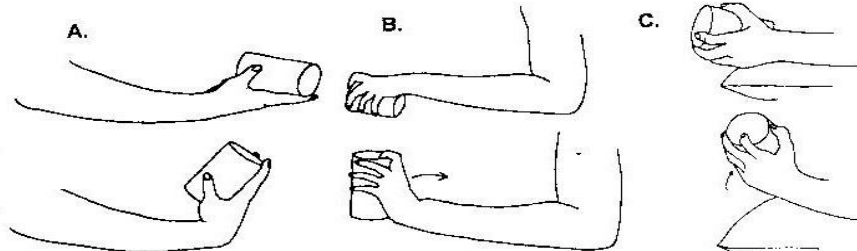
Forearm range of motion

4. **Wrist strengthening:**

A. **Wrist flexion:** Holding a soup can or hammer handle with your palm up, slowly bend your wrist up. Slowly lower the weight and return to the starting position. Repeat 10 times. Do 3 sets. Gradually increase the weight of the can you are holding.

B. **Wrist extension:** Holding a soup can or hammer handle with your palm down, gently bend your wrist up. Slowly lower the weight and return to the starting position. Repeat 10 times. Do 3 sets. Gradually increase the weight of the can you are holding.

C. **Wrist radial deviation:** Hold your wrist in the sideways position with your thumb up. Holding a can of soup or hammer handle, gently bend your wrist up with your thumb reaching towards the ceiling. Slowly lower to the starting position. Do not move your forearm throughout this exercise. Repeat 10 times. Do 3 sets.



Wrist strengthening

Katherine J. Coyner, MD
UCONN Musculoskeletal Institute

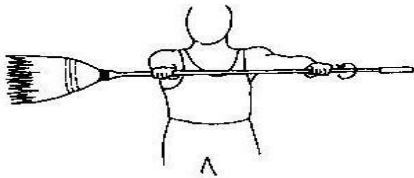
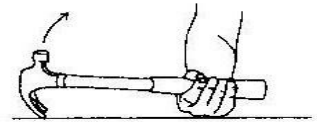
Medical Arts & Research Building
263 Farmington Ave.
Farmington, CT 06030
Office: (860) 679-6600
Fax: (860) 679-6649
www.DrCoyner.com

Avon Office
2 Simsbury Rd.
Avon, CT 06001
Office: (860) 679-6600
Fax: (860) 679-6649



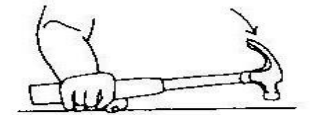
Lateral Epicondylitis (Tennis Elbow) Rehabilitation Exercises

5. Pronation and supination: Hold a soup can or hammer handle in your hand, with your elbow bent 90 degrees. Slowly rotate your hand with palm upward and then palm down. Repeat 10 times. Do 3 sets.



Wrist extension

6. Wrist extension: Stand up and hold a broom handle in both hands. With your arms at shoulder level, elbows straight and palms down, roll the broom handle backward in your hand as if you are reeling something in using the broom handle. Repeat for 1 minute and then rest. Do 3 sets.



Pronation and supination